


Dear student and parents,

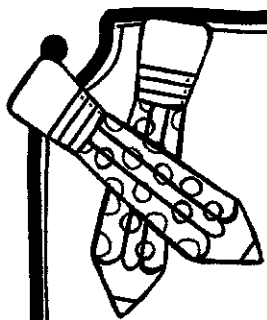
Please use these pages to practice your speech and language skills while we are not at school. The activities included are easy and fun and should only take a few minutes to complete. I hope you will be able to complete all the included pages. If your child works on speech sounds only do the sheets for "articulation", if work is on language skills only do sheets for "vocabulary & language".

Please complete a practice sheet \_\_\_\_2\_\_\_\_ days per week. For extra practice, review the activity for that day multiple times or try the "extra practice " suggestions located at the bottom of the pages.

Please contact me on Dojo if you have questions!  
Looking forward to seeing you soon!

Stay Healthy,  
Ms. Townsend






# At Home Practice

speech & language  
activities

NAME: \_\_\_\_\_

I'm working on: \_\_\_\_\_



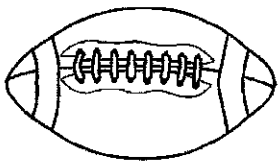
# Home Speech Practice

## Vocabulary activities

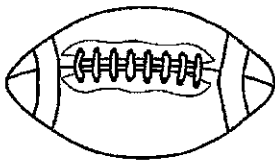
practice

5

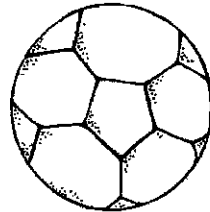
Color the pictures and tell how each pair of words are related.



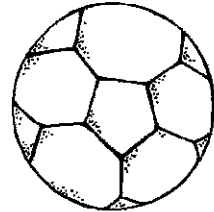
leaf



tree



marker



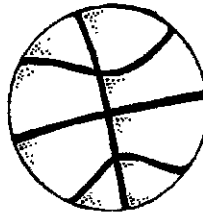
pencil



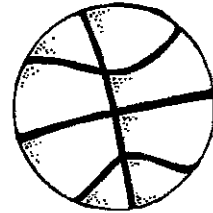
apple



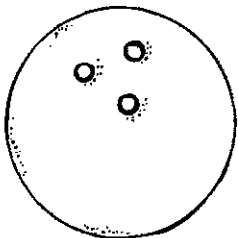
grapes



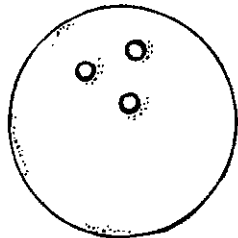
sock



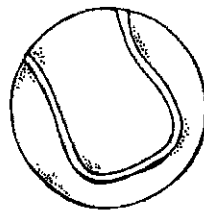
shoe



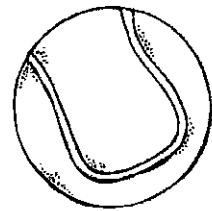
pig



cow



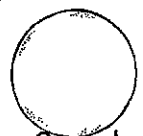
dog



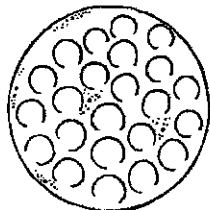
tail



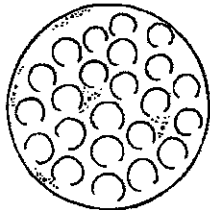
toe




foot



nail



hammer



### EXTRA PRACTICE

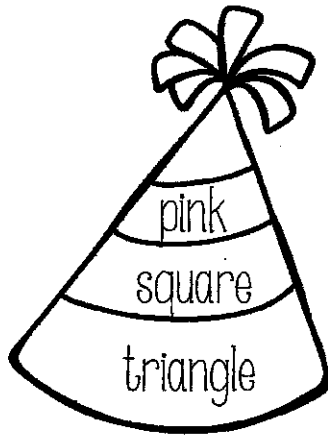
While playing with a ball,  
tell how these words go  
together: ball/round,  
throw/arm

# Home Speech Practice

## Vocabulary Activities

practice  
8

Circle the item that doesn't belong in each group. Color the hats.



### EXTRA PRACTICE

Talk about birthday parties.  
Think about the things you need  
and the things you don't need  
when you plan a party.


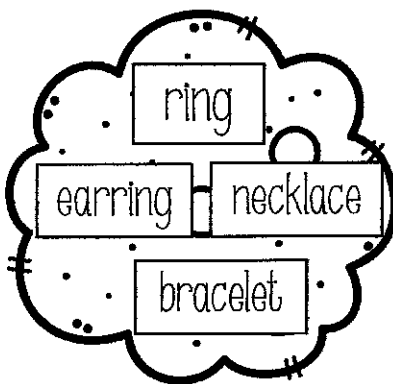
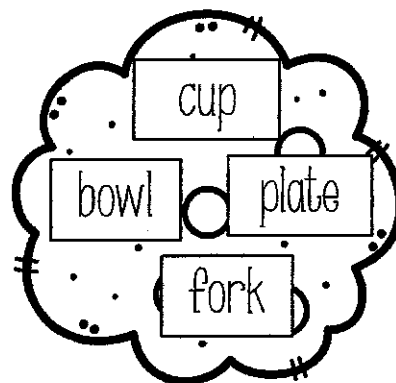



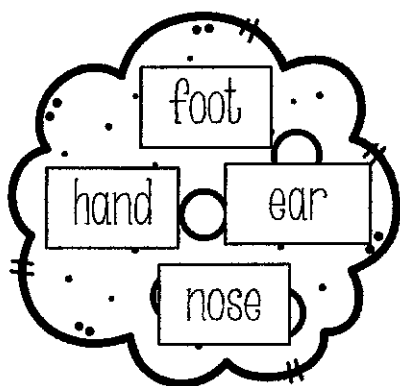
# Home Speech Practice

## Vocabulary activities

practice

9

Name the category for the group of items in each cookie.  
Color the cookies.



### EXTRA PRACTICE

Make cookies with a helper. List all the different kinds of cookies you can think







# Home Speech Practice

## grammar activities

practice

4

Say a sentence with the following pronouns. Color the star after you say each one.



### EXTRA PRACTICE





Look out the window.  
Use correct pronouns to  
talk about who you see  
or who lives where.

# Home Speech Practice

## language concept activities

practice  
4

Tell the steps of getting ready for bed by numbering the stars in the correct order.



Read the story then retell it in the correct order. Be sure to use the words first, next, then, last.

It was Saturday and Timmy felt bored sitting at home all day. He decided to make his very own rocket ship. Timmy gathered all of his supplies and went into the backyard. He took a big cardboard box and turned it upside down. Then, he cut out triangles and attached them to the top to make a tip. He attached triangles to the sides to make wings. After that, Timmy cut a hole in the side for a window and an opening for a door. He was finally ready for blast off!

**EXTRA PRACTICE**  
Look out the window.  
Use correct pronouns to talk about who you see or who lives where.


# Home Speech Practice

## language concept activities


practice

9



Similarities and differences. Name 3 similarities and 3 differences between the pairs of items. Color the cookies.




socks & shoes




milk & juice




chair & couch





tree & flower



cookie & cake



car & truck



fork & spoon

### EXTRA PRACTICE

Bake cookies with a helper. Make a sentence with has and have while they bake.