

Dear student and parents,


Please use these pages to practice your speech and language skills while we are not at school.

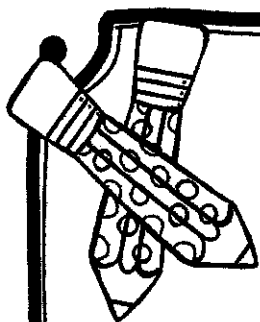
The activities included are easy and fun and should only take a few minutes to complete. I hope you will be able to complete all the included pages. If your child works on speech sounds only do the sheets for "articulation", if work is on language skills only do sheets for "vocabulary & language".

Please complete a practice sheet ____2____ days per week. For extra practice, review the activity for that day multiple times or try the "extra practice " suggestions located at the bottom of the pages.

Please contact me on Dojo if you have questions!
Looking forward to seeing you soon!

Stay Healthy,
Ms. Townsend






At Home Practice

speech & language
activities

NAME: _____

I'm working on: _____



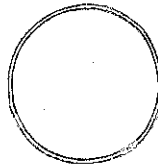
Home Speech Practice

articulation activities

practice

1

My target sound(s):



Find 10 things in your house that have your speech sound. Write or draw them below.

1

2

3

4

5

6

7

8

9

10

EXTRA PRACTICE

Find 10 more words and draw them in chalk outside.

Home Speech Practice

articulation activities

practice

2

Draw 5 things you might see at the park with your speech sound in them on the picture below. Say them 10 times each.



EXTRA PRACTICE

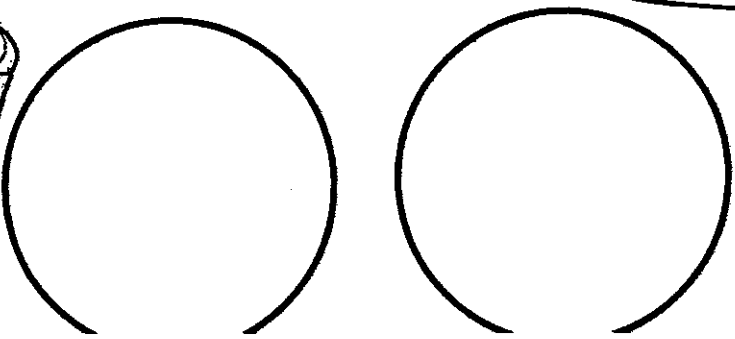
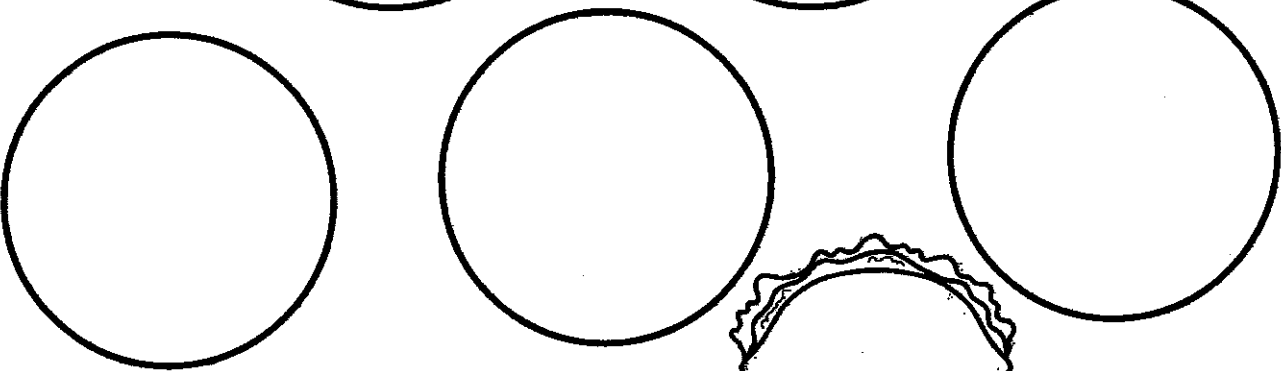



Think of 10 more words and draw them with paint or chalk

Home Speech Practice

articulation activities

practice
3

Think of 10 foods with your sound. Write or draw them in the circles while you practice them.



EXTRA PRACTICE
Look in your refrigerator or pantry. Make a list of all the items you see with your sound.












Home Speech Practice

articulation activities

practice

4

Write or draw pictures of words with your sound inside the stars. Say each one in a sentence.



EXTRA PRACTICE


Look out the window. Find as many items as you can that have your speech sound. Say them 3 times.

Home Speech Practice


articulation activities

practice
6

Take some time to read. Grab your favorite book and search for words with your speech sound in them. Write the words you find below as you say each one.



Handwriting practice lines consisting of two columns of horizontal lines. The left column has 10 lines, and the right column has 10 lines, providing space for students to write words.




EXTRA PRACTICE
Talk about your favorite book with a helper. Tell all about the story using your good speech.

Home Speech Practice

articulation activities

practice
7

Write words with your sound in the popcorn. Color them and say them 5 times each using your best speech.



EXTRA PRACTICE
Watch a movie with a helper. Tell what the movie was about using your good speech.